

## TYP. MEADOW HOME

1/4" = 1'-0"

### NOTES

- THE ONLY PERMITTED FENCING IS AROUND THE CONCRETE PATIOS AT THE BACK OR SIDE OF THE HOME. THE FENCE MAY BE UP TO 3' PAST THE EDGE OF THE CONCRETE PATIO.
- POSTS SHOULD BE NO MORE THAN 8' APART. THE FENCE CAN BE 3' PAST THE EDGE OF THE CONCRETE PATIO.
- BOTTOM OF FENCE MUST BE 2" ABOVE CONCRETE.
- NO IRRIGATION SYSTEM WILL BE INSTALLED INSIDE THE FENCED AREA. IF FENCING IS INSTALLED AFTER THE COMPLETION OF THE LANDSCAPING AND IRRIGATION SYSTEM, THE IRRIGATION SYSTEM MUST BE RELOCATED SO THAT IT IS OUTSIDE OF THE FENCED AREA.
- FENCING AND GATE MUST FOLLOW THE STANDARD DETAILS AS SHOWN ON THIS PLAN.
- ALL FENCE LOCATIONS MUST BE PREAPPROVED BY THE DEVELOPER.
- ALL POSTS TO BE HAND EXCAVATED TO AVOID DAMAGING THE IRRIGATION SYSTEM.
- ALL FENCING MUST BE PAINTED BRIGHT WHITE
- NO LANDSCAPE MAINTENANCE WILL BE DONE INSIDE THE FENCED AREA.

## WOOD FENCE OPTION (GLASS OPTION NOT APPLICABLE TO MEADOW HOMES)



the cottages  
ON OSOYOOS LAKE

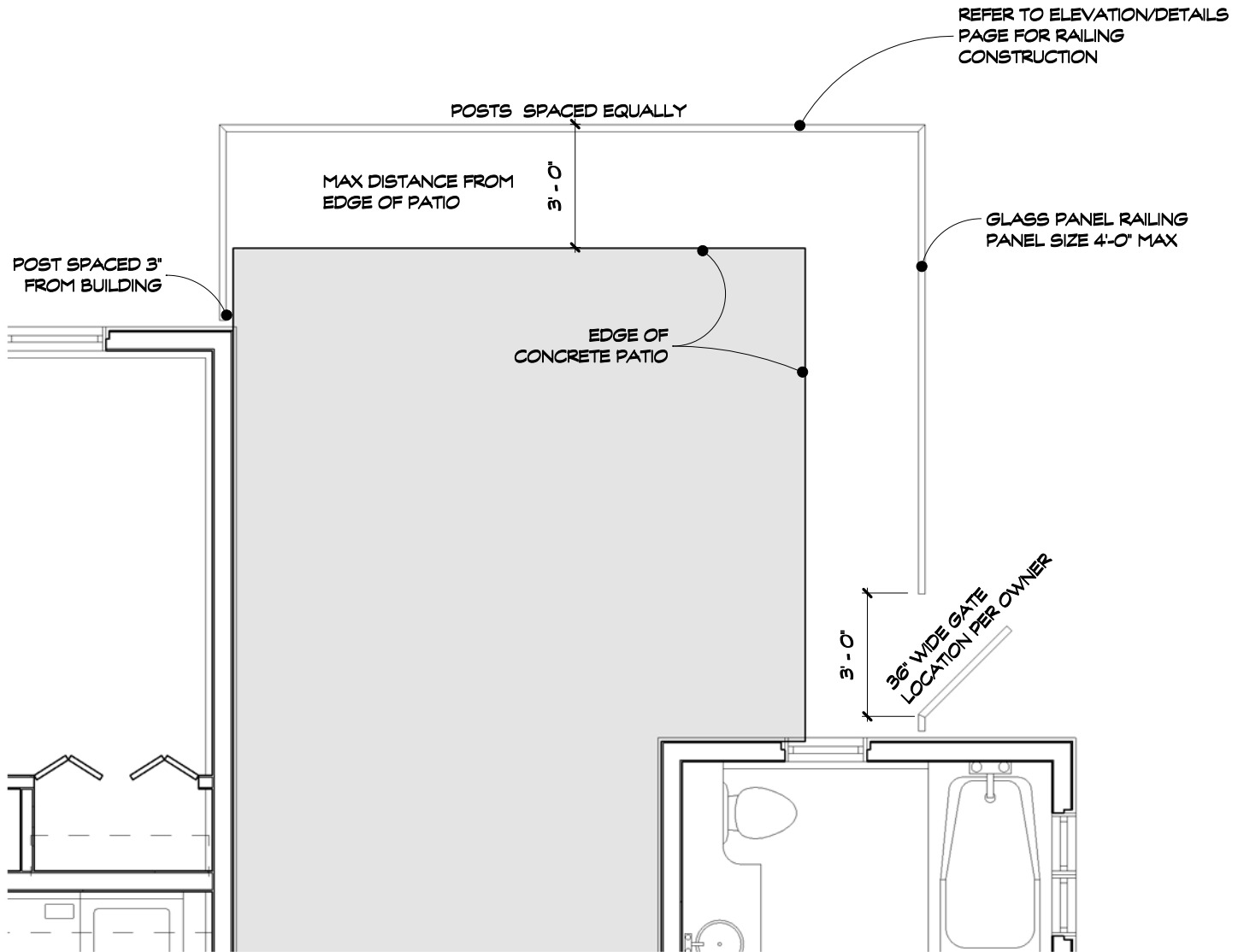
unit style:

### Patio Fence Details

drawings prepared by:  
Precision Building Design Associates  
Chilliwack, B.C. (604) 792-0826



van maren  
GROUP OF COMPANIES



## TYP. UPHILL HOME

1/4" = 1'-0"

### NOTES

·THE ONLY PERMITTED FENCING IS AROUND THE CONCRETE PATIOS AT THE BACK OR SIDE OF THE HOME. THE FENCE MAY BE UP TO 3' PAST THE EDGE OF THE CONCRETE PATIO.

·POSTS SHOULD BE NO MORE THAN 4' APART. THE FENCE CAN BE 3' PAST THE EDGE OF THE CONCRETE PATIO.

·BOTTOM OF FENCE MUST BE 2" ABOVE CONCRETE.

·NO IRRIGATION SYSTEM WILL BE INSTALLED INSIDE THE FENCED AREA. IF FENCING IS INSTALLED AFTER THE COMPLETION OF THE LANDSCAPING AND IRRIGATION SYSTEM, THE IRRIGATION SYSTEM MUST BE RELOCATED SO THAT IT IS OUTSIDE OF THE FENCED AREA.

·FENCING AND GATE MUST FOLLOW THE STANDARD DETAILS AS SHOWN ON THIS PLAN.

·ALL FENCE LOCATIONS MUST BE PREAPPROVED BY THE DEVELOPER.

·ALL POSTS TO BE HAND EXCAVATED TO AVOID DAMAGING THE IRRIGATION SYSTEM.

·ALL FENCE CONSTRUCTION/MATERIAL/STYLE/COLOUR TO MATCH CURRENT DECK RAILINGS

·NO LANDSCAPE MAINTENANCE WILL BE DONE INSIDE THE FENCED AREA.



the cottages  
ON OSOYOOS LAKE

### GLASS FENCE OPTION

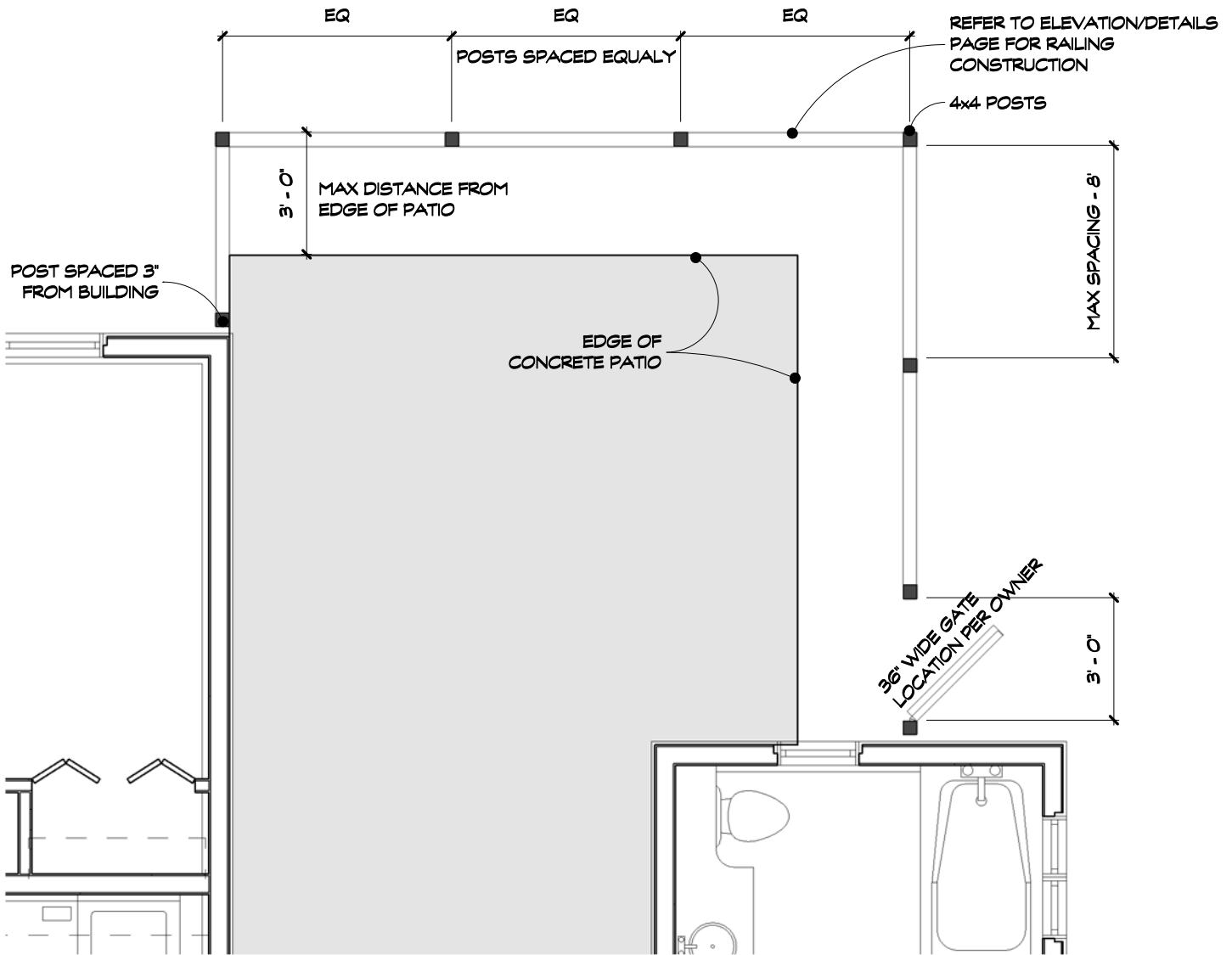
unit style:

### Patio Fence Details

drawings prepared by:  
Precision Building Design Associates  
Chilliwack, B.C. (604) 792-0826



van maren  
GROUP OF COMPANIES



## TYP. UPHILL HOME

1/4" = 1'-0"

### NOTES

·THE ONLY PERMITTED FENCING IS AROUND THE CONCRETE PATIOS AT THE BACK OR SIDE OF THE HOME. THE FENCE MAY BE UP TO 3' PAST THE EDGE OF THE CONCRETE PATIO.

·POSTS SHOULD BE NO MORE THAN 8' APART. THE FENCE CAN BE 3' PAST THE EDGE OF THE CONCRETE PATIO.

·BOTTOM OF FENCE MUST BE 2" ABOVE CONCRETE.

·NO IRRIGATION SYSTEM WILL BE INSTALLED INSIDE THE FENCED AREA. IF FENCING IS INSTALLED AFTER THE COMPLETION OF THE LANDSCAPING AND IRRIGATION SYSTEM, THE IRRIGATION SYSTEM MUST BE RELOCATED SO THAT IT IS OUTSIDE OF THE FENCED AREA.

·FENCING AND GATE MUST FOLLOW THE STANDARD DETAILS AS SHOWN ON THIS PLAN.

·ALL FENCE LOCATIONS MUST BE PREAPPROVED BY THE DEVELOPER.

·ALL POSTS TO BE HAND EXCAVATED TO AVOID DAMAGING THE IRRIGATION SYSTEM.

·ALL FENCING MUST BE PAINTED BRIGHT WHITE

·NO LANDSCAPE MAINTENANCE WILL BE DONE INSIDE THE FENCED AREA.



the cottages  
ON OSOYOOS LAKE

### WOOD FENCE OPTION

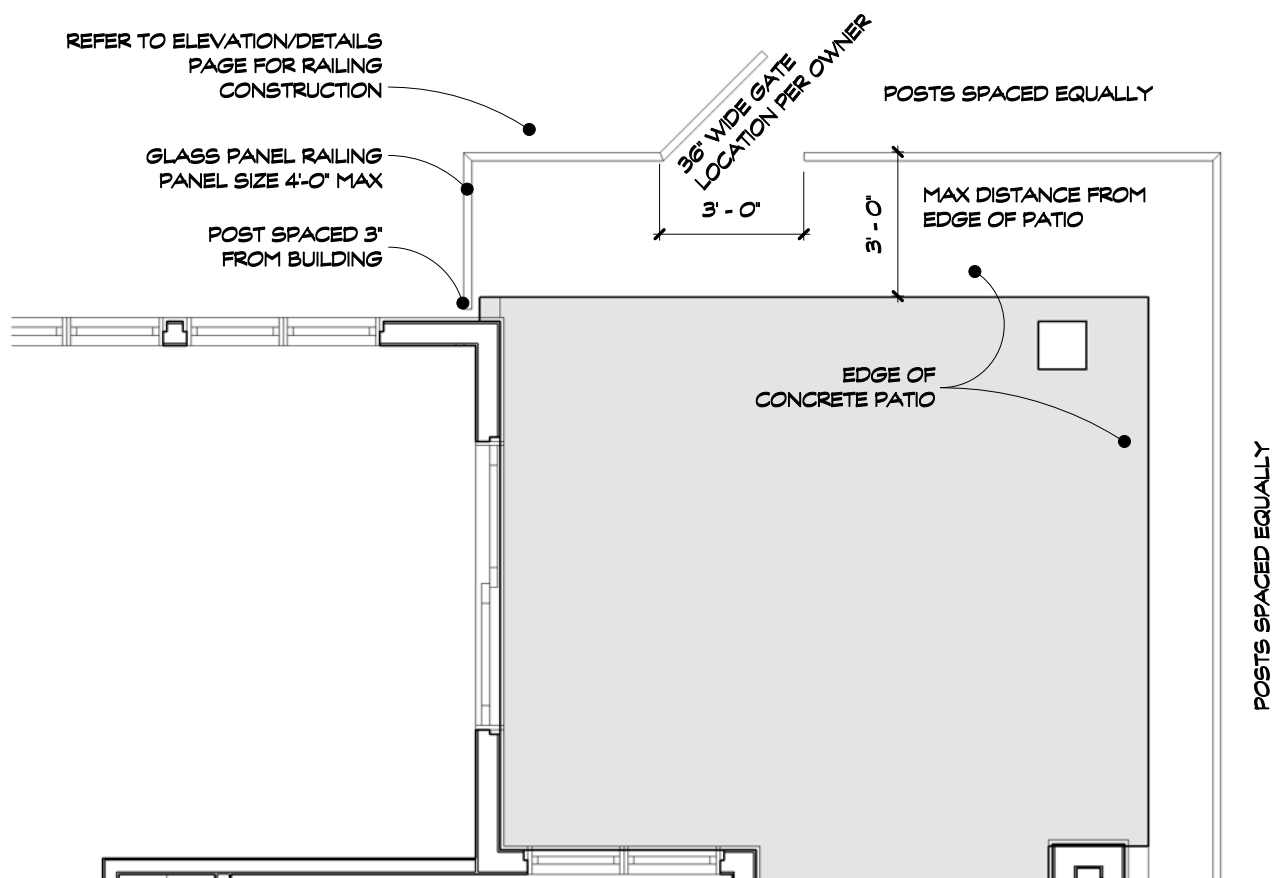
unit style:

### Patio Fence Details

drawings prepared by:  
Precision Building Design Associates  
Chilliwack, B.C. (604) 792-0826



van maren  
GROUP OF COMPANIES



## NOTES

- THE ONLY PERMITTED FENCING IS AROUND THE CONCRETE PATIOS AT THE BACK OR SIDE OF THE HOME. THE FENCE MAY BE UP TO 3' PAST THE EDGE OF THE CONCRETE PATIO.
- POSTS SHOULD BE NO MORE THAN 4' APART. THE FENCE CAN BE 3' PAST THE EDGE OF THE CONCRETE PATIO.
- BOTTOM OF FENCE MUST BE 2" ABOVE CONCRETE.
- NO IRRIGATION SYSTEM WILL BE INSTALLED INSIDE THE FENCED AREA. IF FENCING IS INSTALLED AFTER THE COMPLETION OF THE LANDSCAPING AND IRRIGATION SYSTEM, THE IRRIGATION SYSTEM MUST BE RELOCATED SO THAT IT IS OUTSIDE OF THE FENCED AREA.
- FENCING AND GATE MUST FOLLOW THE STANDARD DETAILS AS SHOWN ON THIS PLAN.
- ALL FENCE LOCATIONS MUST BE PREAPPROVED BY THE DEVELOPER.
- ALL POSTS TO BE HAND EXCAVATED TO AVOID DAMAGING THE IRRIGATION SYSTEM.
- ALL FENCE CONSTRUCTION/MATERIAL/STYLE/COLOUR TO MATCH CURRENT DECK RAILINGS
- NO LANDSCAPE MAINTENANCE WILL BE DONE INSIDE THE FENCED AREA.

**TYP. DOWNHILL**  
1/4" = 1'-0"



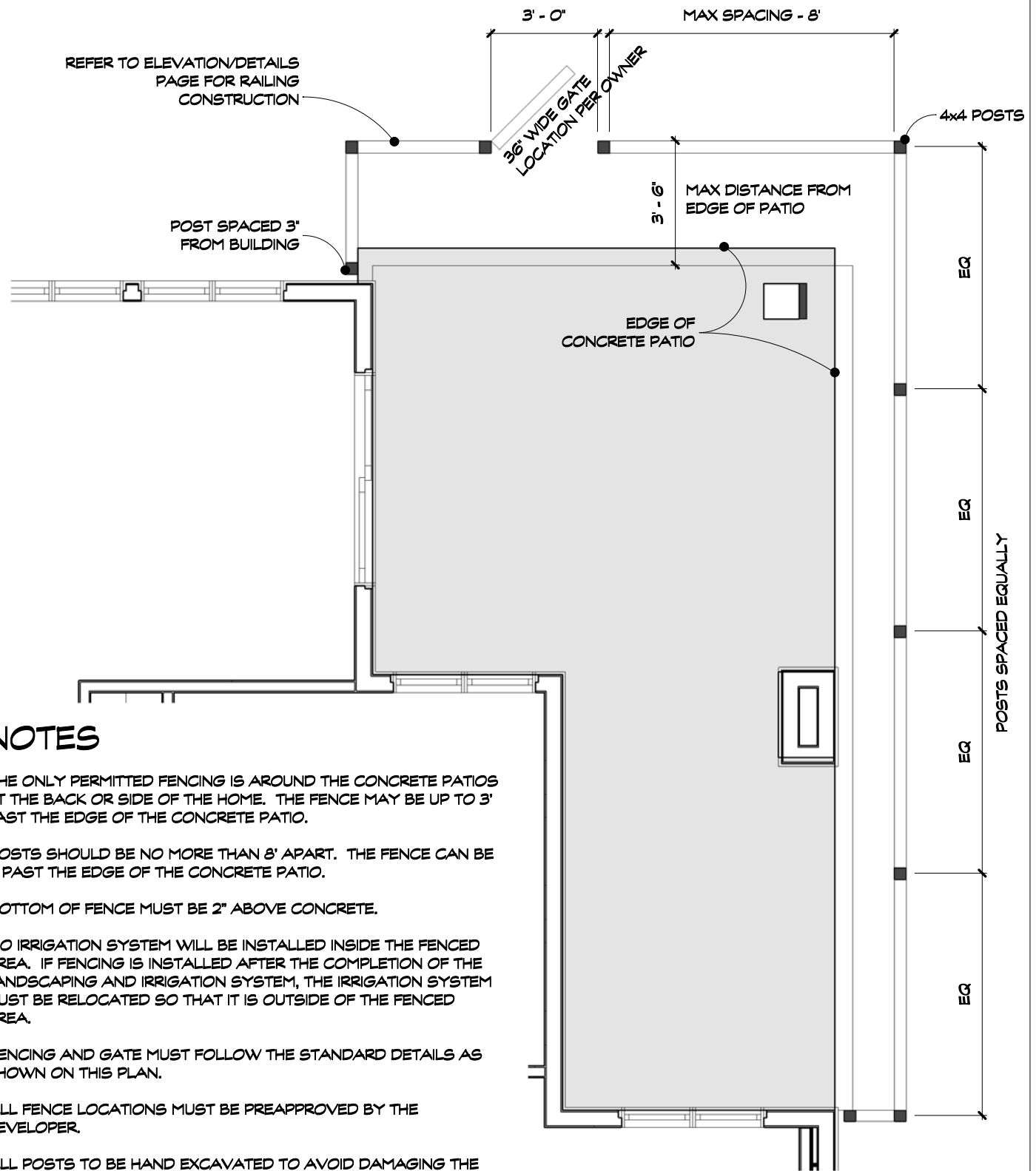
**the cottages**  
ON OSOYOOS LAKE

## GLASS FENCE OPTION

unit style:  
**Patio Fence Details**  
drawings prepared by:  
**Precision Building Design Associates**  
Chilliwack, B.C. (604) 792-0826



-Drawings are subject to change without notice. The developer reserves the to make modifications to the drawings at their sole discretion in accordance with building code guidelines and to maintain the high quality of the homes.  
 -Window sizes are subject to change from site to site based on site limiting distance calculations.  
 -Drawings to be read in conjunction with structural drawings by VanDenBrink Engineering LTD.  
 -These drawings are based on the original drawings and details created by Rositch Hemphill Architects, and have been subsequently modified and/or reformatted by Precision Building Design Associates Ltd.



## NOTES

- THE ONLY PERMITTED FENCING IS AROUND THE CONCRETE PATIOS AT THE BACK OR SIDE OF THE HOME. THE FENCE MAY BE UP TO 3' PAST THE EDGE OF THE CONCRETE PATIO.
- POSTS SHOULD BE NO MORE THAN 8' APART. THE FENCE CAN BE 3' PAST THE EDGE OF THE CONCRETE PATIO.
- BOTTOM OF FENCE MUST BE 2" ABOVE CONCRETE.
- NO IRRIGATION SYSTEM WILL BE INSTALLED INSIDE THE FENCED AREA. IF FENCING IS INSTALLED AFTER THE COMPLETION OF THE LANDSCAPING AND IRRIGATION SYSTEM, THE IRRIGATION SYSTEM MUST BE RELOCATED SO THAT IT IS OUTSIDE OF THE FENCED AREA.
- FENCING AND GATE MUST FOLLOW THE STANDARD DETAILS AS SHOWN ON THIS PLAN.
- ALL FENCE LOCATIONS MUST BE PREAPPROVED BY THE DEVELOPER.
- ALL POSTS TO BE HAND EXCAVATED TO AVOID DAMAGING THE IRRIGATION SYSTEM.
- ALL FENCING MUST BE PAINTED BRIGHT WHITE.
- NO LANDSCAPE MAINTENANCE WILL BE DONE INSIDE THE FENCED

**TYP. DOWNHILL**

1/4" = 1'-0"



**the cottages**  
ON OSOYOOS LAKE

## WOOD FENCE OPTION

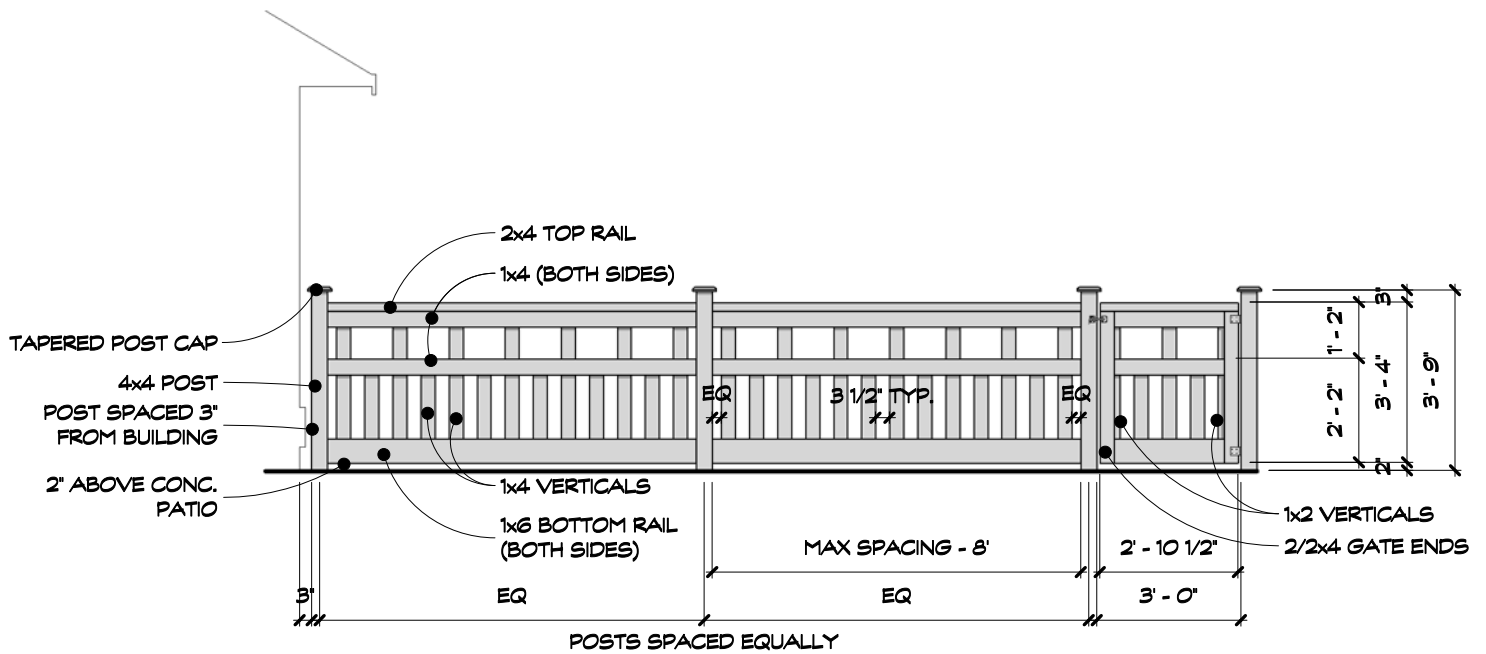
unit style:

### Patio Fence Details

drawings prepared by:  
**Precision Building Design Associates**  
Chilliwack, B.C. (604) 792-0826



**van maren**  
GROUP OF COMPANIES



## TYP. ELEVATION

## NOTES

•THE ONLY PERMITTED FENCING IS AROUND THE CONCRETE PATIOS AT THE BACK OR SIDE OF THE HOME. THE FENCE MAY BE UP TO 3' PAST THE EDGE OF THE CONCRETE PATIO.

•POSTS SHOULD BE NO MORE THAN 8' APART. THE FENCE CAN BE 3' PAST THE EDGE OF THE CONCRETE PATIO.

•BOTTOM OF FENCE MUST BE 2" ABOVE CONCRETE.

•NO IRRIGATION SYSTEM WILL BE INSTALLED INSIDE THE FENCED AREA. IF FENCING IS INSTALLED AFTER THE COMPLETION OF THE LANDSCAPING AND IRRIGATION SYSTEM, THE IRRIGATION SYSTEM MUST BE RELOCATED SO THAT IT IS OUTSIDE OF THE FENCED AREA.

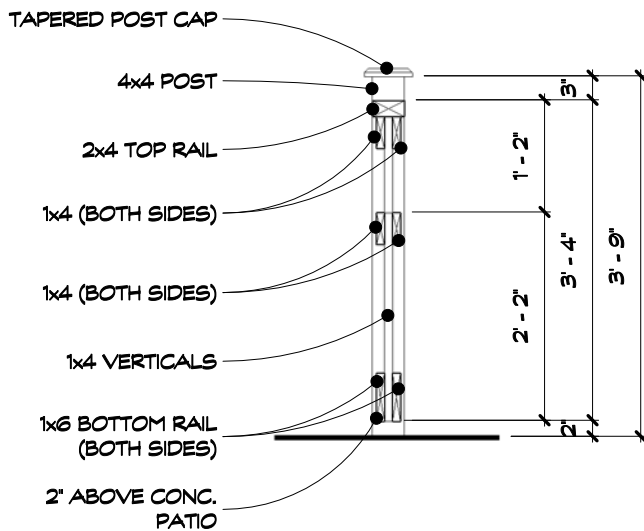
•FENCING AND GATE MUST FOLLOW THE STANDARD DETAILS AS SHOWN ON THIS PLAN.

•ALL FENCE LOCATIONS MUST BE PREAPPROVED BY THE DEVELOPER.

•ALL POSTS TO BE HAND EXCAVATED TO AVOID DAMAGING THE IRRIGATION SYSTEM.

•ALL FENCING MUST BE PAINTED BRIGHT WHITE.

•NO LANDSCAPE MAINTENANCE WILL BE DONE INSIDE THE FENCED AREA.



## TYP. SECTION



the cottages  
ON OSOYOOS LAKE

## WOOD FENCE OPTION

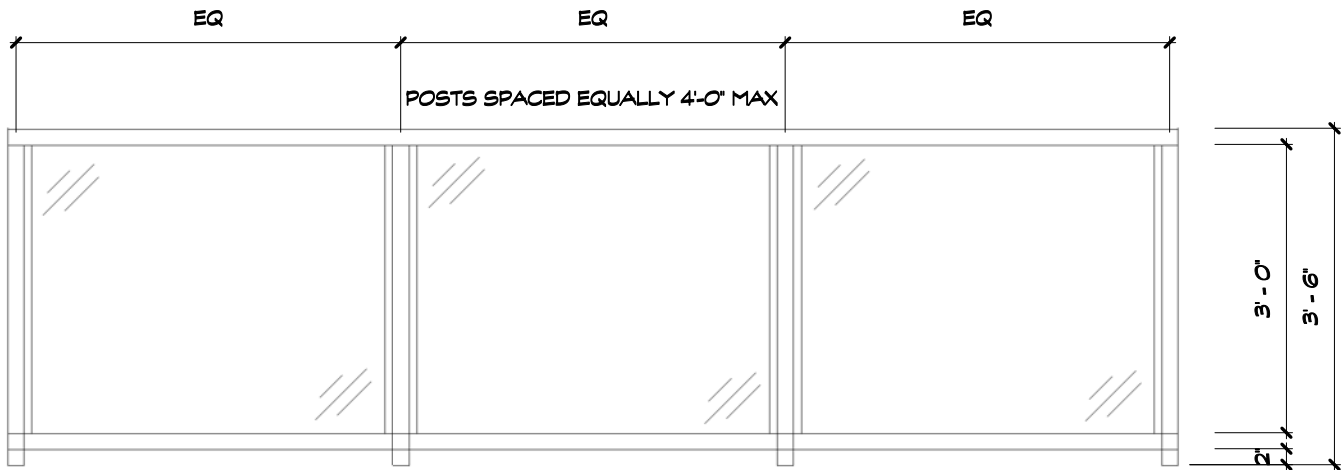
unit style:

### Patio Fence Details

drawings prepared by:  
Precision Building Design Associates  
Chilliwack, B.C. (604) 792-0826




van maren  
GROUP OF COMPANIES



## TYP. ELEVATION

1/2" = 1'-0"



## TYP. SECTION

1/2" = 1'-0"

## NOTES

·THE ONLY PERMITTED FENCING IS AROUND THE CONCRETE PATIOS AT THE BACK OR SIDE OF THE HOME. THE FENCE MAY BE UP TO 3' PAST THE EDGE OF THE CONCRETE PATIO.

·POSTS SHOULD BE NO MORE THAN 4' APART. THE FENCE CAN BE 3' PAST THE EDGE OF THE CONCRETE PATIO.

·BOTTOM OF FENCE MUST BE 2" ABOVE CONCRETE.

·NO IRRIGATION SYSTEM WILL BE INSTALLED INSIDE THE FENCED AREA. IF FENCING IS INSTALLED AFTER THE COMPLETION OF THE LANDSCAPING AND IRRIGATION SYSTEM, THE IRRIGATION SYSTEM MUST BE RELOCATED SO THAT IT IS OUTSIDE OF THE FENCED AREA.

·FENCING AND GATE MUST FOLLOW THE STANDARD DETAILS AS SHOWN ON THIS PLAN.

·ALL FENCE LOCATIONS MUST BE PREAPPROVED BY THE DEVELOPER.

·ALL POSTS TO BE HAND EXCAVATED TO AVOID DAMAGING THE IRRIGATION SYSTEM.

·ALL FENCE CONSTRUCTION/MATERIAL/STYLE/COLOUR TO MATCH CURRENT DECK RAILINGS

·NO LANDSCAPE MAINTENANCE WILL BE DONE INSIDE THE FENCED AREA.

## GLASS FENCE OPTION

(GLASS OPTION NOT APPLICABLE TO MEADOW HOMES)



the cottages  
ON OSOYOOS LAKE

unit style:

Patio Fence Details

drawings prepared by:

Precision Building Design Associates  
Chilliwack, B.C. (604) 792-0826



van maren  
GROUP OF COMPANIES